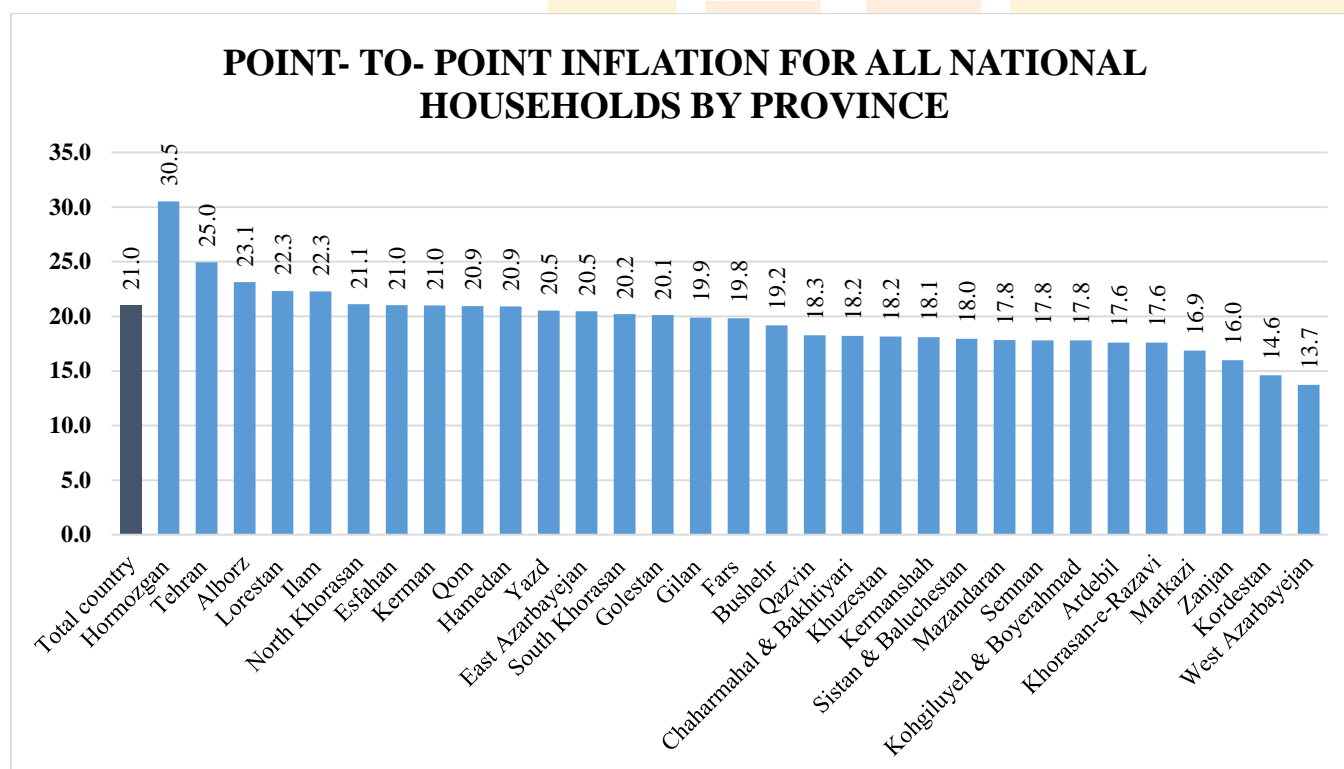


CPI by Provinces in the Month of Ordibehesht of the Year 1399¹

All Households

In the month of Ordibehesht² of the year 1399 the national households general index (1395=100) stood at 210.0 which increased by 2.5 percent compared with the previous month. In this month, the province of Bushehr saw the highest monthly inflation rate of the national households with a 4.7 percent increase and the lowest monthly inflation rate went to West Azarbayejan province with a 0.6 percent rise. Percentage change in general index for the national households was 21.0 percent in contrast to the corresponding month of the previous year (point-to-point inflation). The highest point-to-point inflation rate was for Hormozgan province with 30.5 percent and the lowest one was for West Azarbayejan province with 13.7 percent. The twelve-month inflation rate ending the month of Ordibehesht of the year 1399 for the national households stood at 29.8 percent. The highest twelve-month inflation rate went to Ilam province with 35.8 percent and the lowest one was for West Azarbayejan province with 26.5 percent.



¹- It is the Iranian year which usually begins on the day of 21 March of the Gregorian calendar. To find the corresponding year of the Gregorian calendar, add 621 or 622 (depending on the time of the year) to a [solar Hijri](#) year. For example the corresponding year of the year 1399 in the Gregorian calendar is (20 March 2020-20 March 2021).

²- **Iranian months and their equivalent in Gregorian calendar**

Farvardin (21 March-20 April)

Ordibehesht (21 April-21 May)

Khordad (22 May-21 June)

Tir (22 June-22 July)

Mordad (23 July-22 August)

Shahrivar (23 August-22 September)

Azar (23 September-22 October)

Azar (23 October-21 November)

Azar (22 November-21 December)

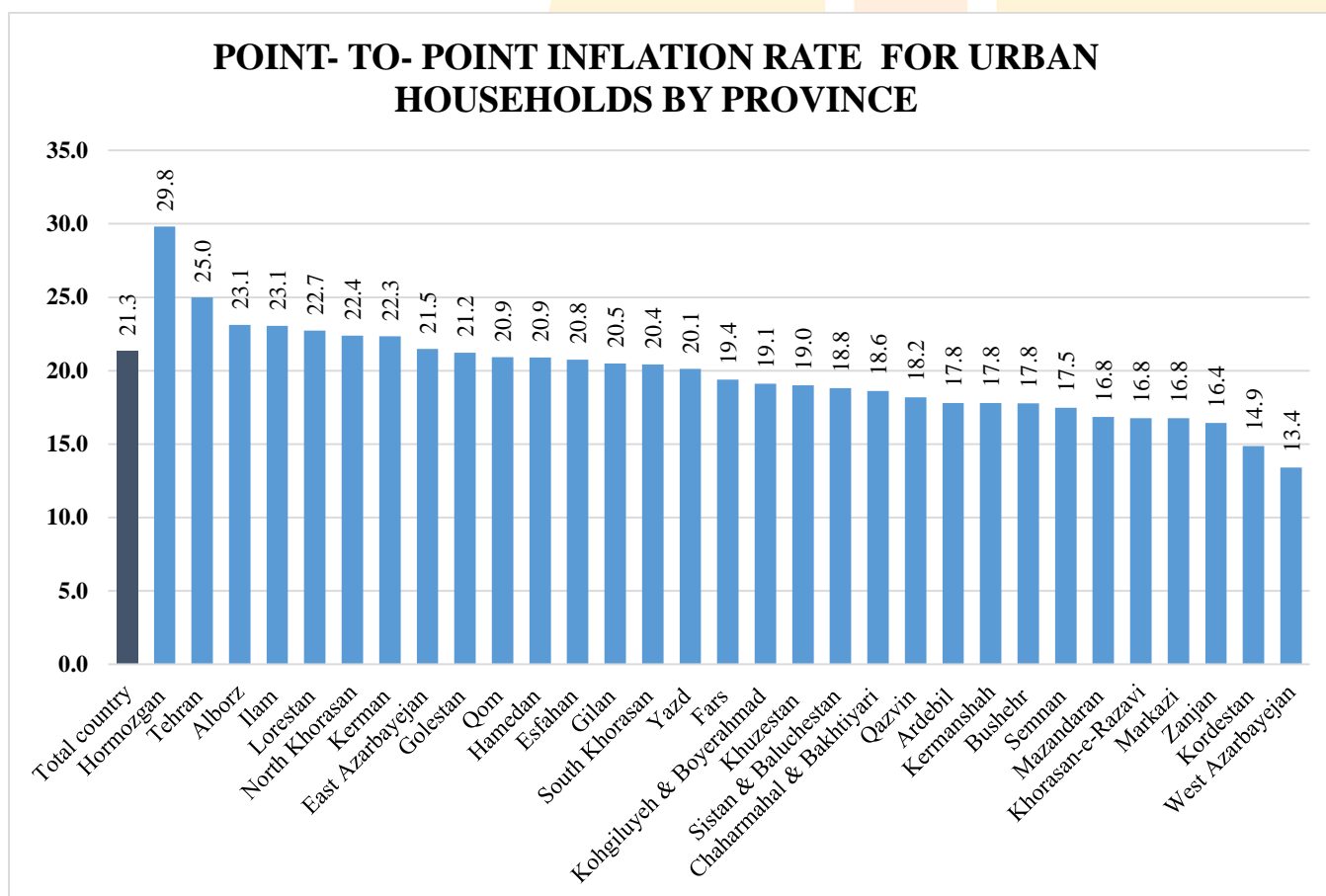
Dey (22 December-20 January)

Bahman (21 January-19 February)

Esfand (20 February-20 March)

Urban Households

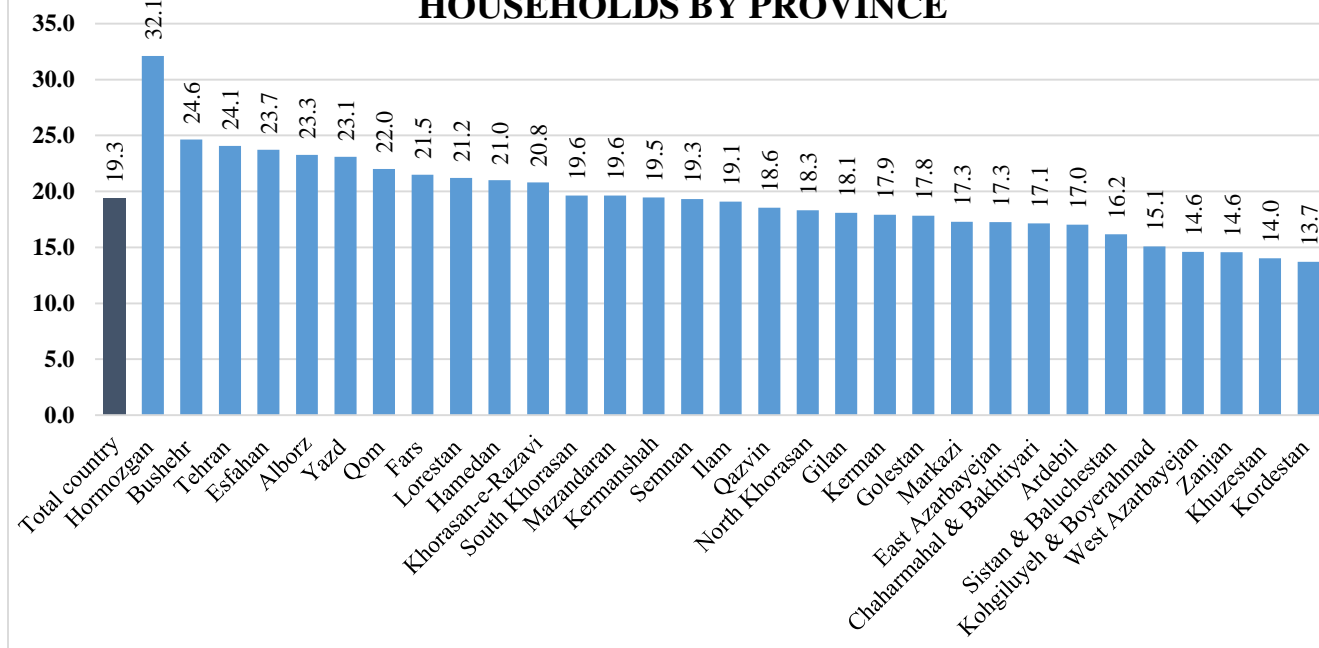
The general index for urban households (1395=100) stood at 208.7 in the month of Ordibehesht of the year 1399 indicating a 2.6 percent rise compared with the previous month. In this month, the highest monthly inflation rate of urban households went to Bushehr province with a 4.6 percent increase and the lowest monthly inflation rate was for West Azarbayejan province with a 0.3 percent rise. The percentage change in general index for urban households was 21.3 percent in contrast to the corresponding month of the previous year (point-to-point inflation). The highest point-to-point inflation rate for urban households was for Hormozgan province with 29.8 percent and the lowest one went to West Azarbayejan province with 13.4 percent. The twelve-month inflation rate ending the month of Ordibehesht of the year 1399 for urban households stood at 29.7 percent. The highest twelve-month inflation rate went to Ilam province with 35.4 percent, and the lowest one was for Fars province with 25.3 percent.



Rural Households

The general index for rural households (1395=100) stood at 217.1 in the month of Ordibehesht of the year 1399 indicating a 2.1 percent rise compared with the previous month. In this month, the highest monthly inflation rate of rural households went to Bushehr province with a 5.4 percent increase and the lowest monthly inflation rate was for Chaharmahal & Bakhtiari province with a 0.2 percent rise. The percentage change in general index for rural households was 19.3 percent in contrast to the corresponding month of the previous year (point-to-point inflation). The highest point-to-point inflation rate of rural households was for Hormozgan with 32.1 percent and the lowest one went to Kordestan province with 13.7 percent. The twelve-month inflation rate ending the month of Ordibehesht of the year 1399 for rural households stood at 30.8 percent. The highest twelve-month inflation rate went to Ilam province with 37.4 percent, and the lowest one was for West Azarbayejan province with 25.6 percent.

POINT-TO-POINT INFLATION RATE FOR RURAL HOUSEHOLDS BY PROVINCE



Statistical Centre of Iran

General Price Index of Goods and Services for National Households and Percentage Changes in Index by Province, Month: Ordibehesht Year: 1399

Base Year: 1395=100

Province	General index				Food, beverages and tobacco					Non-food items and services				
	General index	Monthly inflation	Point-to-point inflation	Twelve month inflation rate	Weight	Index	Monthly inflation	Point-to-point inflation	Twelve month rate inflation	Weight	Index	Monthly inflation	Point-to-point inflation	Twelve- month inflation rate
Total country	210.0	2.5	21.0	29.8	27.24	244.2	0.4	12.0	31.2	72.76	197.2	3.5	25.7	29.2
Markazi	208.4	2.5	16.9	30.3	31.85	241.8	-0.5	6.6	31.7	68.15	192.8	4.3	23.9	29.5
Gilan	201.1	2.3	19.9	28.9	25.01	226.6	-0.4	7.0	28.9	74.99	192.5	3.3	25.8	29.0
Mazandaran	201.6	1.6	17.8	30.1	29.17	230.9	0.3	9.7	31.8	70.83	189.5	2.3	22.3	29.3
East Azarbayejan	218.9	4.1	20.5	29.3	30.00	251.4	3.3	13.9	30.1	70.00	205.0	4.6	24.3	28.9
West Azarbayejan	201.3	0.6	13.7	26.5	33.06	239.5	-0.6	9.9	27.7	66.94	182.5	1.4	16.4	25.8
Kermanshah	212.3	1.4	18.1	27.9	31.62	254.7	1.8	13.3	32.8	68.38	192.7	1.2	21.2	25.2
Khuzestan	211.5	3.3	18.2	28.8	33.32	242.2	1.1	8.5	29.7	66.68	196.2	4.7	25.0	28.2
Fars	195.5	1.7	19.8	26.5	27.45	245.2	0.3	16.2	31.0	72.55	176.7	2.5	21.8	24.3
Kerman	202.1	2.7	21.0	29.8	33.88	237.0	1.7	14.6	33.5	66.12	184.1	3.3	25.6	27.4
Khorasan-e-Razavi	203.0	0.7	17.6	27.6	33.45	249.3	-0.2	12.5	30.1	66.55	179.7	1.4	21.5	25.9
Esfahan	199.4	1.8	21.0	28.6	24.18	247.6	1.3	14.2	30.6	75.82	184.0	2.0	24.2	27.7
Sistan & Baluchestan	215.1	1.9	18.0	30.4	43.20	239.8	-0.1	10.5	32.2	56.80	196.3	3.9	25.9	28.6
Kordestan	215.9	3.2	14.6	27.9	37.16	240.8	1.7	9.9	27.3	62.84	201.1	4.3	18.2	28.3
Hamedan	213.4	3.7	20.9	27.9	31.70	238.5	1.0	13.0	27.5	68.30	201.8	5.3	25.8	28.1
Chaharmahal & Bakhtiyari	226.3	2.7	18.2	30.8	37.03	252.1	-0.5	7.6	29.1	62.97	211.2	5.0	27.0	32.1
Lorestan	226.5	2.0	22.3	34.3	34.63	244.8	2.1	10.2	30.8	65.37	216.7	2.0	30.9	36.4
Ilam	237.8	3.4	22.3	35.8	35.32	255.4	3.1	11.1	34.5	64.68	228.2	3.5	30.3	36.6
Kohgiluyeh & Boyerahmad	212.0	1.3	17.8	30.2	35.99	229.2	-1.8	7.8	28.9	64.01	202.4	3.4	25.2	31.0
Bushehr	217.4	4.7	19.2	30.3	31.53	260.8	-0.7	10.5	34.0	68.47	197.4	8.3	25.2	28.0
Zanjan	199.0	2.0	16.0	28.0	32.96	218.5	0.3	11.2	26.7	67.04	189.5	2.9	18.9	28.8
Semnan	203.2	1.1	17.8	27.9	31.81	232.7	-1.9	10.2	30.6	68.19	189.5	2.9	22.6	26.4
Yazd	208.0	3.0	20.5	30.3	31.90	250.9	3.1	13.9	31.3	68.10	187.9	2.9	25.1	29.7
Hormozgan	212.9	2.8	30.5	33.4	28.90	269.7	1.6	25.7	38.1	71.10	189.8	3.5	33.5	30.7
Tehran	216.8	3.3	25.0	31.4	19.05	246.3	-0.4	12.4	33.1	80.95	209.8	4.4	28.9	31.0
Ardebil	203.6	3.0	17.6	29.8	37.05	237.9	3.3	10.5	30.1	62.95	183.3	2.7	23.7	29.5
Qom	198.4	2.1	20.9	28.1	26.44	241.5	0.2	14.4	32.2	73.56	182.9	3.0	24.3	26.3
Qazvin	207.9	2.9	18.3	30.0	34.27	238.5	1.7	11.5	30.5	65.73	191.9	3.7	23.1	29.7
Golestan	216.2	1.9	20.1	30.5	30.21	250.4	-1.1	9.8	32.5	69.79	201.4	3.6	26.5	29.5
North Khorasan	227.8	2.9	21.1	31.3	34.31	246.0	0.7	11.5	30.5	65.69	218.3	4.2	27.6	31.8
South Khorasan	225.1	2.7	20.2	32.2	36.90	250.2	1.8	14.1	31.3	63.10	210.5	3.3	24.8	32.9
Alborz	203.6	1.5	23.1	31.5	23.78	238.5	-2.2	11.4	31.7	76.22	192.7	3.0	28.3	31.5

General Price Index of Goods and Services for Urban Households and Percentage Changes in Index by Province, Month: Ordibehesht Year: 1399

Base Year:1395=100

Province	General index				Food, beverages and tobacco					Non-food items and services				
	General index	Monthly inflation	Point-to-point inflation	Twelve month inflation rate	Weight	Index	Monthly inflation	Point-to-point inflation	Twelve month rate inflation	Weight	Index	Monthly inflation	Point-to-point inflation	Twelve- month inflation rate
Total country	208.7	2.6	21.3	29.7	25.03	244.4	0.4	11.9	31.3	74.97	196.8	3.6	25.8	29.0
Markazi	206.0	2.4	16.8	29.8	29.68	240.0	-0.9	6.0	31.5	70.32	191.7	4.3	23.4	28.9
Gilan	200.3	2.5	20.5	28.7	22.06	230.0	0.1	6.8	28.6	77.94	192.0	3.3	26.0	28.7
Mazandaran	197.5	1.8	16.8	29.0	27.28	225.6	0.4	7.9	30.7	72.72	187.0	2.4	21.4	28.2
East Azarbayejan	216.3	4.0	21.5	29.0	27.20	251.8	3.0	13.9	30.4	72.80	203.1	4.5	25.4	28.3
West Azarbayejan	196.8	0.3	13.4	26.9	29.87	234.0	-1.5	11.3	29.7	70.13	181.0	1.4	14.6	25.4
Kermanshah	209.7	1.7	17.8	27.2	29.49	251.4	2.4	12.5	32.3	70.51	192.3	1.3	20.9	24.6
Khuzestan	210.9	3.6	19.0	29.0	31.00	243.7	1.4	9.4	30.4	69.00	196.2	4.9	25.1	28.2
Fars	190.9	1.7	19.4	25.3	24.54	240.5	-0.2	15.2	29.7	75.46	174.8	2.5	21.4	23.5
Kerman	201.8	3.0	22.3	30.2	30.59	245.4	2.2	16.4	35.6	69.41	182.6	3.5	26.1	27.2
Khorasan-e-Razavi	197.0	0.6	16.8	26.5	30.86	246.1	-0.5	11.3	29.4	69.14	175.1	1.3	20.5	24.8
Esfahan	197.9	1.7	20.8	28.1	23.50	247.0	1.2	14.1	30.3	76.50	182.9	2.0	23.8	27.2
Sistan & Baluchestan	218.4	2.7	18.8	31.6	37.28	255.2	0.1	11.7	35.1	62.72	196.5	4.8	25.0	28.9
Kordestan	213.6	3.2	14.9	27.6	34.99	242.4	1.8	10.4	28.5	65.01	198.1	4.1	18.0	27.0
Hamedan	212.3	3.8	20.9	27.8	27.99	242.1	1.1	12.7	27.8	72.01	200.8	5.1	25.1	27.7
Chaharmahal & Bakhtiyari	226.2	3.6	18.6	31.4	34.96	250.2	1.0	7.1	29.9	65.04	213.2	5.2	27.2	32.3
Lorestan	224.8	2.0	22.7	34.1	32.32	246.1	2.6	10.1	31.0	67.68	214.6	1.7	31.0	35.9
Ilam	238.3	3.2	23.1	35.4	33.01	257.3	2.4	11.8	34.1	66.99	229.0	3.6	30.3	36.2
Kohgiluyeh & Boyerahmad	212.7	1.1	19.1	31.0	32.46	233.9	-2.8	8.5	31.3	67.54	202.5	3.5	26.0	30.8
Bushehr	214.1	4.6	17.8	29.0	29.95	261.1	-1.1	8.2	33.2	70.05	194.0	8.2	24.1	26.5
Zanjan	200.0	2.3	16.4	28.2	29.97	221.6	0.7	12.2	27.3	70.03	190.7	3.1	18.7	28.6
Semnan	201.6	0.7	17.5	27.3	30.33	234.9	-2.6	9.8	30.6	69.67	187.2	2.7	22.2	25.5
Yazd	205.1	2.9	20.1	29.7	32.04	249.3	3.2	13.5	30.8	67.96	184.2	2.7	24.8	29.0
Hormozgan	208.6	2.7	29.8	32.4	24.30	274.9	1.4	23.9	38.0	75.70	187.3	3.4	32.8	29.9
Tehran	216.7	3.3	25.0	31.4	18.84	246.3	-0.4	12.3	33.0	81.16	209.9	4.4	28.9	31.0
Ardebil	200.2	3.0	17.8	29.3	34.35	237.4	3.7	11.0	29.7	65.65	180.7	2.5	23.0	29.0
Qom	198.2	2.1	20.9	28.1	26.11	241.7	0.3	14.4	32.0	73.89	182.8	2.9	24.2	26.3
Qazvin	206.9	2.7	18.2	29.6	31.80	237.4	0.8	10.4	29.6	68.20	192.7	3.8	23.2	29.6
Golestan	216.9	2.5	21.2	30.8	27.05	254.3	-0.3	10.4	33.6	72.95	203.0	3.9	27.0	29.4
North Khorasan	224.7	3.1	22.4	31.7	30.53	246.9	0.9	13.1	32.7	69.47	214.9	4.2	27.7	31.2
South Khorasan	223.9	3.0	20.4	32.7	34.71	250.7	2.4	14.5	32.1	65.29	209.6	3.3	24.5	33.0
Alborz	203.4	1.5	23.1	31.6	23.44	238.2	-2.5	11.0	31.7	76.56	192.8	3.0	28.4	31.5

General Price Index of Goods and Services for Rural Households and Percentage Changes in Index by Province, Month: Ordibehesht, Year: 1399

Base Year:1395=100

Province	General index				Food, beverages and tobacco					Non-food items and services				
	General index	Monthly inflation	Point-to-point inflation	Twelve month inflation rate	Weight	Index	Monthly inflation	Point-to-point inflation	Twelve month rate inflation	Weight	Index	Monthly inflation	Point-to-point inflation	Twelve- month inflation rate
Total country	217.1	2.1	19.3	30.8	39.62	243.7	0.7	12.5	30.7	60.38	199.6	3.2	25.4	30.8
Markazi	220.1	2.6	17.3	32.3	42.30	248.1	0.8	8.5	32.1	57.70	199.5	4.2	26.7	32.6
Gilan	203.2	1.7	18.1	29.8	33.87	219.9	-1.4	7.6	29.5	66.13	194.6	3.5	25.2	30.0
Mazandaran	209.3	1.3	19.6	32.2	32.77	239.4	0.1	12.7	33.5	67.23	194.7	2.1	24.2	31.4
East Azarbajejan	228.0	4.5	17.3	30.5	39.80	250.6	3.9	13.9	29.2	60.20	213.2	4.9	20.0	31.5
West Azarbajejan	213.6	1.2	14.6	25.6	41.77	250.2	1.1	7.4	24.1	58.23	187.3	1.3	22.4	27.1
Kermanshah	224.3	0.5	19.5	31.1	41.41	265.5	0.1	16.0	34.1	58.59	195.1	1.0	23.0	28.4
Khuzestan	215.0	1.7	14.0	27.7	45.60	236.8	0.0	5.5	27.2	54.40	196.7	3.5	24.1	28.3
Fars	214.5	2.0	21.5	31.0	39.33	257.4	1.5	18.8	34.3	60.67	186.6	2.5	24.0	28.2
Kerman	202.6	1.8	17.9	28.8	41.71	222.4	0.8	11.3	29.7	58.29	188.4	2.7	24.2	27.9
Khorasan-e-Razavi	229.0	1.4	20.8	31.8	44.72	258.9	0.7	16.0	32.1	55.28	204.7	2.2	26.2	31.4
Esfahan	216.0	2.4	23.7	33.9	31.92	253.1	2.1	15.5	33.6	68.08	198.6	2.5	29.3	34.1
Sistan & Baluchestan	208.2	0.4	16.2	27.8	55.40	218.4	-0.4	8.5	27.8	44.60	195.6	1.5	28.7	27.8
Kordestan	223.8	3.4	13.7	28.9	44.55	236.6	1.4	8.4	23.9	55.45	213.4	5.2	18.9	33.6
Hamedan	216.7	3.5	21.0	28.4	42.56	231.6	0.9	13.5	26.9	57.44	205.6	5.9	28.1	29.7
Chaharmahal & Bakhtiyari	226.8	0.2	17.1	29.4	42.84	256.4	-3.8	8.9	27.4	57.16	204.6	4.3	26.1	31.4
Lorestan	231.3	2.0	21.2	34.7	41.26	241.9	0.8	10.5	30.6	58.74	223.9	3.0	30.9	38.2
Ilam	235.6	4.4	19.1	37.4	44.98	249.3	5.4	8.9	35.7	55.02	224.4	3.4	30.2	39.0
Kohgiluyeh & Boyerahmad	210.7	1.8	15.1	28.5	43.38	221.7	-0.1	6.6	25.2	56.62	202.3	3.4	23.4	31.6
Bushehr	230.4	5.4	24.6	35.5	37.71	260.1	0.9	18.2	36.8	62.29	212.4	9.0	29.9	34.5
Zanjan	196.0	0.7	14.6	27.5	42.65	211.4	-0.6	8.9	25.3	57.35	184.5	1.9	19.8	29.4
Semnan	210.8	2.7	19.3	30.9	38.74	224.9	0.9	12.1	30.6	61.26	202.0	4.0	25.0	31.1
Yazd	228.8	3.6	23.1	34.5	30.92	263.3	2.4	16.7	34.9	69.08	213.4	4.3	26.9	34.2
Hormozgan	223.1	2.8	32.1	35.5	39.64	262.2	1.9	28.6	38.2	60.36	197.3	3.6	35.3	33.1
Tehran	218.4	2.4	24.1	32.6	26.74	245.7	-1.6	15.0	36.2	73.26	208.4	4.3	28.4	31.1
Ardebil	213.0	2.9	17.0	31.1	44.68	239.1	2.4	9.4	31.0	55.32	192.0	3.4	25.8	31.3
Qom	206.8	1.4	22.0	30.5	38.45	236.4	-2.2	15.5	35.6	61.55	188.4	4.3	27.6	26.6
Qazvin	211.6	3.8	18.6	31.5	44.04	241.6	4.4	14.7	32.9	55.96	188.0	3.1	22.8	30.1
Golestan	214.9	0.7	17.8	30.1	36.83	244.5	-2.4	8.8	30.8	63.17	197.6	3.1	25.3	29.6
North Khorasan	235.1	2.4	18.3	30.5	43.15	244.5	0.4	9.0	26.9	56.85	227.9	4.1	27.2	33.6
South Khorasan	228.3	1.9	19.6	31.2	42.47	249.0	0.6	13.3	29.7	57.53	212.9	3.1	25.8	32.5
Alborz	205.7	2.6	23.3	31.4	29.93	243.4	1.5	16.6	32.3	70.07	189.6	3.2	27.2	30.9

General Price Index of Goods and Services for National Households by Province and Main Groups

Month: Ordibehesht, Year: 1399

Base Year:1395=100

Province \ Main groups	Foods and beverages	Tobacco	Clothing and footwear	Housing, water, electricity, gas and other fuels	Furnishings, household equipment and routine household maintenance	Health & medical services	Transport	Communication	Recreation and culture	Education	Restaurants and hotels	Miscellaneous goods and services
Total country	242.6	316.0	229.6	170.3	259.38	175.7	263.7	156.0	256.6	173.56	196.7	231.8
Markazi	238.6	339.2	210.2	141.6	269.76	173.3	281.5	148.1	259.6	158.86	216.7	230.7
Gilan	223.8	322.5	211.2	151.5	269.79	174.9	264.1	181.0	227.7	171.80	192.7	233.6
Mazandaran	229.7	296.0	217.0	144.0	259.15	180.0	259.8	164.0	246.7	187.54	204.2	215.3
East Azarbayejan	249.4	311.4	257.6	145.0	307.21	194.8	280.2	140.1	271.7	164.04	194.5	252.5
West Azarbayejan	236.8	317.2	250.4	133.1	269.40	188.1	239.0	151.2	266.7	178.63	191.0	213.7
Kermanshah	252.5	333.4	238.0	162.3	255.46	158.6	225.9	136.8	254.9	158.63	219.0	289.8
Khuzestan	239.9	348.2	214.8	152.4	245.39	169.7	293.1	167.4	230.5	169.78	186.6	219.0
Fars	242.3	397.7	217.7	145.4	242.50	158.8	246.1	161.9	204.7	163.06	193.8	203.1
Kerman	235.9	305.6	208.7	146.8	253.96	199.0	242.1	145.8	225.5	181.19	223.1	233.4
Khorasan-e-Razavi	248.7	304.8	257.5	140.6	271.75	166.7	237.7	152.1	252.7	173.12	207.4	236.4
Esfahan	245.2	352.8	221.6	142.2	273.74	186.1	226.3	162.4	276.2	168.13	223.8	231.7
Sistan & Baluchestan	239.2	275.9	221.3	151.8	213.36	150.4	319.5	143.7	205.7	122.19	191.6	205.5
Kordestan	238.6	305.5	267.7	142.3	286.04	170.0	230.9	155.8	297.6	160.32	204.2	300.8
Hamedan	236.0	301.1	232.6	160.3	282.94	161.4	263.7	182.9	273.0	169.34	234.1	208.1
Chaharmahal&Bakhtiyari	247.0	389.8	225.3	184.7	253.20	174.1	248.6	196.2	235.5	169.74	206.8	240.1
Lorestan	243.2	301.0	246.8	200.7	299.77	167.3	235.0	164.9	256.6	169.05	241.5	214.4
Ilam	254.9	301.9	259.7	186.9	301.00	200.9	255.0	181.0	317.7	169.24	227.5	275.7
Kohgiluyeh &Boyerahmad	228.9	300.6	221.0	161.2	254.01	152.0	230.2	164.0	260.1	162.08	195.2	237.4
Bushehr	260.4	296.0	218.1	169.5	269.10	160.2	260.1	141.3	241.5	160.58	208.8	244.5
Zanjan	216.9	282.8	240.2	144.5	244.47	170.9	243.4	130.5	256.6	171.92	201.0	228.7
Semnan	231.9	345.7	230.2	153.6	255.05	187.4	241.6	152.7	193.7	150.16	198.5	229.9
Yazd	248.5	370.1	231.8	149.6	297.97	169.7	238.2	148.5	289.6	184.30	223.3	243.9
Hormozgan	268.8	347.8	218.9	163.4	258.93	174.1	236.6	148.2	264.2	162.65	189.3	221.3
Tehran	245.7	274.9	219.8	200.5	229.33	178.1	282.1	154.1	265.3	179.76	182.9	231.4
Ardebil	236.0	292.1	219.9	143.9	256.31	168.1	222.4	140.0	230.5	164.47	201.4	220.4
Qom	240.1	316.8	208.9	159.9	234.37	156.9	245.0	168.5	228.9	184.36	187.6	211.1
Qazvin	235.8	334.4	211.1	145.5	280.52	173.4	257.1	146.3	278.3	168.89	205.9	259.3
Golestan	249.2	295.2	239.4	158.2	302.66	159.7	265.5	153.1	299.4	179.27	218.5	242.7
North Khorasan	242.6	362.5	291.8	160.0	316.77	188.6	270.4	163.8	264.5	191.75	208.9	254.7
South Khorasan	250.0	310.7	273.0	151.0	267.71	186.7	237.2	170.3	259.6	162.44	201.9	238.7
Alborz	237.4	288.7	216.8	169.0	239.44	174.0	284.9	129.2	271.8	174.27	187.6	228.1

Point-to-point inflation rate of Goods and Services for National Households by Province and Main Groups

Month: Ordibehesht, Year: 1399

Base Year:1395=100

Province	Main groups	Foods and beverages	Tobacco	Clothing and footwear	Housing, water, electricity, gas and other fuels	Furnishings, household equipment and routine household maintenance	Health & medical services	Transport	Communication	Recreation and culture	Education	Restaurants and hotels	Miscellaneous goods and services
Total country		11.9	13.9	27.7	21.5	25.60	21.9	48.4	6.5	24.7	20.22	16.5	22.6
Markazi		6.4	9.8	26.9	16.3	25.89	17.4	48.6	5.2	24.4	12.85	14.1	21.6
Gilan		7.2	3.7	24.6	21.2	26.08	25.1	46.4	11.6	21.8	20.25	14.4	20.9
Mazandaran		9.7	11.1	28.0	10.4	27.98	25.5	44.7	10.6	27.5	22.07	18.0	19.5
East Azarbayejan		13.6	20.5	27.1	14.1	26.34	23.1	49.3	5.9	22.3	17.25	11.5	22.7
West Azarbayejan		9.8	12.4	26.3	-0.4	22.67	17.1	50.7	3.9	21.3	22.81	17.0	20.9
Kermanshah		13.2	18.7	27.4	15.4	25.65	15.4	41.1	2.2	28.3	11.99	14.6	25.4
Khuzestan		8.2	20.7	25.5	17.2	22.11	18.7	51.9	6.9	21.5	16.30	16.8	15.6
Fars		16.0	24.7	29.6	14.0	26.47	19.7	46.0	4.9	24.5	19.68	18.2	17.5
Kerman		14.6	13.9	31.3	12.8	28.45	27.4	63.3	2.6	33.1	29.52	21.1	29.2
Khorasan-e-Razavi		12.5	12.0	38.6	11.3	29.17	14.3	50.4	5.2	27.6	18.75	15.4	24.5
Esfahan		14.2	15.5	27.9	16.6	29.67	25.8	44.1	8.4	22.1	14.78	19.8	26.6
Sistan & Baluchestan		10.5	7.7	21.7	15.5	20.15	13.6	60.8	1.5	15.3	3.61	18.3	18.7
Kordestan		9.6	16.1	27.5	1.4	25.02	18.7	41.4	4.1	26.8	17.24	19.6	29.0
Hamedan		13.1	11.4	23.3	18.8	25.57	23.3	52.3	8.6	30.5	18.13	11.4	20.0
Chaharmahal&Bakhtiyari		7.7	6.2	28.6	25.5	26.16	20.4	45.1	12.5	17.6	11.47	20.0	26.0
Lorestan		10.2	11.4	29.7	32.8	27.65	18.2	60.0	11.1	27.8	17.93	11.7	19.7
Ilam		11.1	9.0	32.7	30.7	27.80	22.0	42.4	10.3	40.4	18.21	24.1	29.1
Kohgiluyeh & Boyer-Ahmad		7.7	15.1	25.0	24.0	21.01	10.7	45.3	8.3	21.4	17.24	16.3	20.9
Bushehr		10.4	19.8	21.4	21.2	22.18	14.8	53.1	3.7	19.2	15.15	11.6	20.5
Zanjan		11.5	3.0	31.3	4.1	21.68	16.5	45.7	2.5	22.1	16.60	16.8	22.0
Semnan		10.3	8.0	27.0	14.5	21.61	18.3	46.7	4.5	14.1	14.24	20.0	22.6
Yazd		13.9	15.1	25.7	20.4	22.82	19.3	51.5	5.0	32.2	29.47	15.4	24.4
Hormozgan		25.8	21.8	43.5	29.1	35.70	27.5	61.0	5.5	42.8	15.91	21.7	27.4
Tehran		12.4	14.4	23.5	28.3	23.53	23.8	47.2	6.5	24.7	23.43	18.4	23.0
Ardebil		10.7	6.6	38.1	12.2	26.31	20.7	46.5	2.0	24.5	22.24	22.5	22.3
Qom		14.3	20.5	22.7	22.2	24.44	19.7	48.5	9.7	20.0	21.22	14.9	20.7
Qazvin		11.5	10.2	24.3	18.5	23.54	24.3	39.5	4.4	19.3	22.16	10.8	22.9
Golestan		9.8	11.1	36.4	17.1	26.70	19.6	46.9	6.1	30.0	20.31	26.3	20.8
North Khorasan		11.7	6.7	32.5	23.9	29.45	19.5	41.3	10.3	22.0	12.66	14.6	24.5
South Khorasan		14.1	7.8	24.4	18.5	22.97	24.3	47.6	13.3	24.4	22.38	15.9	21.2
Alborz		11.5	8.7	25.9	26.5	21.33	18.1	54.4	2.2	30.3	23.31	10.8	22.9

Annual inflation rate of Goods and Services for National Households by Province and Main Groups

Month: Ordibehesht, Year: 1399

Base Year:1395=100

Province	Main groups	Foods and beverages	Tobacco	Clothing and footwear	Housing, water, electricity, gas and other fuels	Furnishings, household equipment and routine household maintenance	Health & medical services	Transport	Communication	Recreation and culture	Education	Restaurants and hotels	Miscellaneous goods and services
Total country		31.6	18.7	38.8	23.0	40.82	24.8	45.7	10.7	38.2	21.62	34.3	31.6
Markazi		32.5	16.1	35.4	19.7	42.57	22.4	47.9	6.6	36.0	13.78	36.3	34.0
Gilan		29.7	11.9	37.3	19.5	43.70	25.1	46.1	13.0	35.1	19.36	37.6	29.6
Mazandaran		32.3	13.6	36.0	19.3	43.14	26.4	47.0	12.3	43.0	21.92	33.7	29.0
East Azarbayejan		30.7	16.4	41.2	13.0	43.65	30.8	48.5	8.8	34.0	15.94	30.7	32.4
West Azarbayejan		28.2	17.0	38.3	15.5	37.48	21.7	43.7	8.5	34.7	22.48	29.7	27.7
Kermanshah		33.1	24.0	35.7	16.9	40.25	19.1	40.8	7.6	40.6	15.15	36.9	32.0
Khuzestan		29.9	22.2	35.9	18.4	37.47	24.1	47.9	11.4	32.0	16.63	29.7	28.8
Fars		30.9	32.2	35.1	15.6	37.28	21.2	43.0	13.2	32.5	17.71	32.4	30.1
Kerman		33.9	19.4	32.7	17.6	39.28	29.8	49.3	9.6	39.2	25.46	43.7	31.2
Khorasan-e-Razavi		30.2	21.9	48.3	13.7	43.87	23.4	44.4	8.9	43.2	22.10	41.1	37.5
Esfahan		30.8	26.1	39.2	18.2	44.32	29.8	39.3	10.3	37.5	18.04	39.4	31.8
Sistan & Baluchestan		32.5	21.5	26.9	23.6	27.94	15.4	51.8	9.3	23.7	5.86	22.6	23.4
Kordestan		27.5	22.3	41.5	15.8	43.28	22.3	40.0	9.0	38.4	17.11	36.0	34.6
Hamedan		28.3	14.9	35.9	21.3	38.54	17.9	44.5	8.4	28.3	19.51	44.6	26.2
Chaharmahal&Bakhtiyari		29.7	20.1	37.8	26.8	40.65	25.4	43.4	14.4	33.1	13.78	38.4	36.0
Lorestan		31.3	18.6	45.0	34.6	48.74	22.6	46.2	12.1	36.4	21.52	44.9	31.1
Ilam		34.6	25.8	46.8	25.0	53.28	29.7	44.5	16.5	58.6	19.12	43.3	40.5
Kohgiluyeh & Boyer-Ahmad		29.0	17.2	35.6	22.2	37.71	16.2	43.0	10.4	41.7	19.43	34.6	30.3
Bushehr		34.1	26.5	38.0	16.8	45.62	24.7	49.6	9.9	31.3	18.16	34.3	33.3
Zanjan		27.0	19.0	42.7	18.1	38.89	19.7	45.1	7.7	41.8	17.96	35.8	31.7
Semnan		30.8	15.1	38.9	19.3	39.23	23.9	39.7	7.0	22.5	12.40	33.2	29.2
Yazd		31.6	21.8	45.6	19.6	50.77	26.1	46.2	9.2	47.5	29.09	40.5	31.1
Hormozgan		38.3	28.8	42.6	21.7	45.02	29.9	49.9	10.9	44.0	16.71	31.8	34.1
Tehran		33.6	14.5	37.9	28.5	36.68	23.9	46.9	12.2	40.5	26.44	31.8	31.5
Ardebil		31.1	12.5	36.7	21.2	42.94	22.0	43.5	6.8	38.6	19.07	40.4	31.6
Qom		32.4	23.1	30.5	23.6	33.52	18.6	41.1	10.9	30.0	21.49	30.2	27.4
Qazvin		31.2	14.1	38.4	20.9	43.68	25.0	42.1	7.3	44.5	19.35	38.5	31.8
Golestan		33.2	15.0	45.1	17.2	48.44	21.8	43.7	7.8	50.6	20.71	43.2	34.8
North Khorasan		31.1	18.0	48.4	18.7	48.54	23.6	43.7	10.0	41.6	16.96	38.2	34.9
South Khorasan		31.4	18.2	47.3	19.4	41.07	28.9	41.2	12.4	38.0	20.84	37.5	33.1
Alborz		32.3	13.1	37.8	28.0	37.15	26.8	47.9	7.1	45.3	23.90	26.8	34.0

Contact information:

For more information on national CPI in current month, time series of CPI for national households and time series of national CPI for expenditure deciles, please visit: www.amar.org.ir

Address:


Statistical Centre of Iran

No. 1, corner of Rahee Moayeri St., Dr. Fatemi Ave., Tehran 1414663111, I. R. Iran

Tel: +98 21 88958189

Email: int@sci.org.ir

The release of the report for the Month of Khordad, the year 1399: July, 2020



Statistical Centre of Iran